

TEST REPORT

SQM_649_2023

CUSTOMER

Kebe S.A.

PRODUCT NAME

K250PLUS

TYPE OF PRODUCT

Masonry unit

TYPE OF TEST

Determination of the thermal design conductivity of the block and of masonry made with it

Ordering Kebe S.A.

Product placed on the market from Kebe S.A. - 61100 Nea Santa - Kilkis - GREECE

Data related to the sample examined Masonry unit

Sample origin sampled and provided from the Customer

Manufacturing plant Kebe S.A. - 61100 Nea Santa - Kilkis - GREECE

Estimate prot. 23436/lab of 09/01/2023

Order confirmation email of 09/01/2023

Receipt of the samples -

Test execution September 2023

Laboratory and location of test execution Certimac - via Ravegnana, 186 - Faenza (RA)

Report issued 09/22/2023

Revision n° 00

Test executed by: Eng. **Mattia Morganti**

Report drafted by: Eng. **Mattia Morganti**

Approval: Technical director Eng. L. Laghi

This document consists of n. 6 pages and cannot be reproduced partially, extrapolating parts of interest at the discretion of the customer, with the risk of favoring an incorrect interpretation of the results, except as defined in the contract. The original of this test report consists of a digitally signed electronic document in accordance with the applicable Italian legislation. Information provided by the Committee. The Laboratory declines all responsibility with respect to the nature of such information. Sampling was done by the customer. The results are verified with the sample as received.

*This test report is part of a file in PDF format
digitally signed by Luca Laghi*

Chief Technical Officer
(Eng. Luca Laghi)



1. Object of the test

The following test report describes the determination of thermal design values of a masonry brick. The calculations were performed by means of a Finite Element Model implemented in Ansys 18.2 (Ref. 2-b), applied to a planar cross section (unit length), perpendicular to the holes axis and parallel to the thermal flux. In this calculation, the input data have been modified taking into account the effect of humidity as indicated by the technical standard in Ref. 2-a.

2. Reference standards and documents

The tests have been executed according to the methods defined in the following documentations and reference standards:

- EN ISO 10456:2007. Building materials and products - Hygrothermal properties - Tabulated design values and procedures for determining declared and design thermal values (ISO 10456:2007)
- CertiMaC calibration report 040219-C-17/Rev01. Calibration of a two-dimensional model for the calculation of the equivalent thermal conductivity of a masonry unit.
- EN 6946:2008. Building components and building elements – Thermal resistance and thermal transmittance – Calculation method.
- Test report SQM_648_2023, 09/22/2023 - Determination of the equivalent thermal conductivity of the block K250PLUS and of masonry made with it.

3. Input data

The technical drawing of the block and the thermal conductivity of fired clay were supplied by the client (Figure 1). All input data used for the calculation are shown in Tables 1 and 2.

Figure 1. Geometry of the block

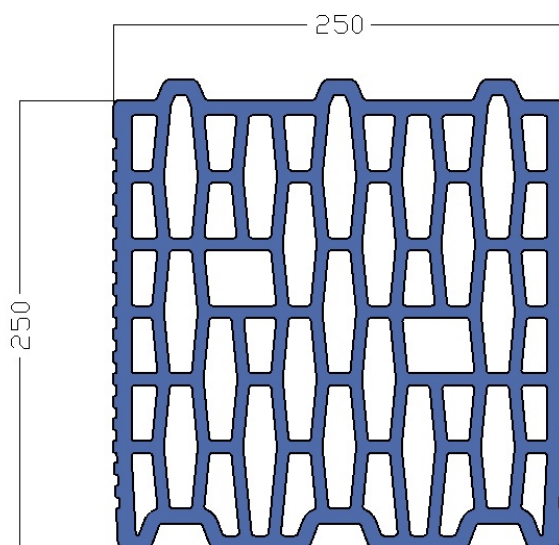


Table 1. Input data

Physical quantity	Nominal value	Ref.
Material thermal conductivity $\lambda_{10,dry,mat}$	0.401 W/mK	Provided by the Customer
Equivalent thermal conductivity of voids	Test Report K250PLUS	Ref. 2-d

Table 2. Input data of the masonry

Masonry n. 1	Nominal value	Ref.
Horizontal mortar joints	Thickness = 3 mm $\lambda_{mortar} = 0.87$ W/mK	Provided by the Customer
Internal plaster	Thickness = 25 mm $\lambda_{mortar} = 1.0$ W/mK	Provided by the Customer
External plaster	Thickness = 25 mm $\lambda_{mortar} = 1.0$ W/mK	Provided by the Customer

Masonry n. 2	Nominal value	Ref.
Horizontal mortar joints	Thickness = 3 mm $\lambda_{mortar} = 0.87$ W/mK	Provided by the Customer
Internal plaster	Thickness = 25 mm $\lambda_{mortar} = 1.0$ W/mK	Provided by the Customer
External plaster	Thickness = 25 mm $\lambda_{mortar} = 0.08$ W/mK	Provided by the Customer

Masonry n. 3	Nominal value	Ref.
Horizontal mortar joints	Thickness = 3 mm $\lambda_{mortar} = 0.87$ W/mK	Provided by the Customer
Internal plaster	Not present	Provided by the Customer
External plaster	Not present	Provided by the Customer

4. Determination of the thermal design values

Thermal design values of the masonry are determined as defined by the standards at Ref. 2-a and 2-c, increasing the thermal conductivity of the materials in relation to the moisture content, using the following conversion coefficient (moisture content volume by volume):

$$F_m = e^{f_{\psi}(\psi_2 - \psi_1)}$$

The standard sets as operating conditions a temperature of 23 °C and a relative humidity of 80% (precautionary hypothesis), which is related to the test condition at 10 °C, dry.

4. Results

Table 3 shows the results of the Finite Elements Analysis performed with design thermal values at Ref. 2-a.

Table 3. FEM results

Heat flow [W/m]	Thermal coupling coefficient L^{2D} [W/mK]	Thermal transmittance U [W/m ² K]	Total thermal resistance R_T [m ² K/W]	True thermal resistance of the masonry unit R_t [m ² K/W]	Equivalent thermal conductivity $\lambda_{10,dry,unit}$ [W/mK]
1.8182	0.0909	0.3636	2.7499	2.5799	0.0969

5. Determination of thermal values of the masonry

Table 4 shows the thermal values of the masonry, in the three configurations described above, taking into account the effect of humidity.

Table 4. Results of the calculation for the masonry

Masonry n. 1	Result
Thermal resistance only of the layer R_t [m ² K/W]	2.3739
Equivalent thermal conductivity of the masonry λ_{equ} [W/mK]	0.1264
Thermal resistance of the masonry including superficial thermal resistances R_T (m ² K/W)	2.5439
Thermal transmittance U (W/m ² K)	0.3931

Masonry n. 2	Result
Thermal resistance only of the layer R_t [m^2K/W]	2.6001
Equivalent thermal conductivity of the masonry λ_{equ} [W/mK]	0.1154
Thermal resistance of the masonry including superficial thermal resistances R_T (m^2K/W)	2.7701
Thermal transmittance U (W/m^2K)	0.3610

Masonry n. 3	Result
Thermal resistance only of the layer R_t [m^2K/W]	2.2860
Equivalent thermal conductivity of the masonry λ_{equ} [W/mK]	0.1094
Thermal resistance of the masonry including superficial thermal resistances R_T (m^2K/W)	2.4560
Thermal transmittance U (W/m^2K)	0.4072

SUMMARY TABLE OF RESULTS

The tests previously described gave the following results, taking into account the effect of humidity:

Product	Thermal design conductivity λ_{equ} [W/mK]	Thermal design transmittance U [W/m^2K]
block K250PLUS	0.0969	0.3636
Masonry n. 1	0.1264	0.3931
Masonry n. 2	0.1154	0.3610
Masonry n. 3	0.1094	0.4072

6. List of distribution

ENEA	Archive	1 copy
Certimac	Archive	1 copy
Kebe S.A.	Archive	1 copy

In charged of technical test execution	In charged of technical report drafting	Technical director Approval
Eng. Mattia Morganti	Eng. Mattia Morganti	Ing. Luca Laghi
		

This document is the exclusive property of Certimac and may not be reproduced or disclosed in any form and by any means, either wholly or partially, without having previously obtained the written permission of Certimac.

----- End of the Test Report -----

TEST REPORT

SQM_648_2023

CUSTOMER

Kebe S.A.

PRODUCT NAME

K250PLUS

TYPE OF PRODUCT

Masonry unit

TYPE OF TEST

Determination of the equivalent thermal conductivity of the block and of masonry made with it

Ordering Kebe S.A.

Product placed on the market from Kebe S.A. - 61100 Nea Santa - Kilkis - GREECE

Data related to the sample examined Masonry unit

Sample origin sampled and provided from the Customer

Manufacturing plant Kebe S.A. - 61100 Nea Santa - Kilkis - GREECE

Estimate prot. 23436/lab of 09/01/2023

Order confirmation email of 09/01/2023

Receipt of the samples -

Test execution September 2023

Laboratory and location of test execution Certimac - via Ravegnana, 186 - Faenza (RA)

Report issued 09/22/2023

Revision n° 00

Test executed by: Eng. **Mattia Morganti**

Report drafted by: Eng. **Mattia Morganti**

Approval: Technical director Eng. L. Laghi

This document consists of n. 7 pages and cannot be reproduced partially, extrapolating parts of interest at the discretion of the customer, with the risk of favoring an incorrect interpretation of the results, except as defined in the contract. The original of this test report consists of a digitally signed electronic document in accordance with the applicable Italian legislation. Information provided by the Committee. The Laboratory declines all responsibility with respect to the nature of such information. Sampling was done by the customer. The results are verified with the sample as received.

*This test report is part of a file in PDF format
digitally signed by Luca Laghi*

Chief Technical Officer
(Eng. Luca Laghi)



1. Object of the test

The following test report describes the determination of the equivalent thermal values of a masonry brick. The calculations were performed by means of a Finite Element Model implemented in Ansys 18.2 (Ref. 2-b), applied to a planar cross section (unit length), perpendicular to the holes axis and parallel to the thermal flux.

2. Reference standards and documents

The tests have been executed according to the methods defined in the following documentations and reference standards:

- EN 1745:2012. Masonry and masonry products – Methods for determining thermal properties.
- CertiMaC calibration report 040219-C-17/Rev01. Calibration of a two-dimensional model for the calculation of the equivalent thermal conductivity of a masonry unit.
- EN 6946:2008. Building components and building elements – Thermal resistance and thermal transmittance – Calculation method.

3. Input data

The technical drawing of the block and the thermal conductivity of fired clay were supplied by the client (Figure 1). All input data used for the calculation are shown in Table 1.

Figure 1. Geometry of the block

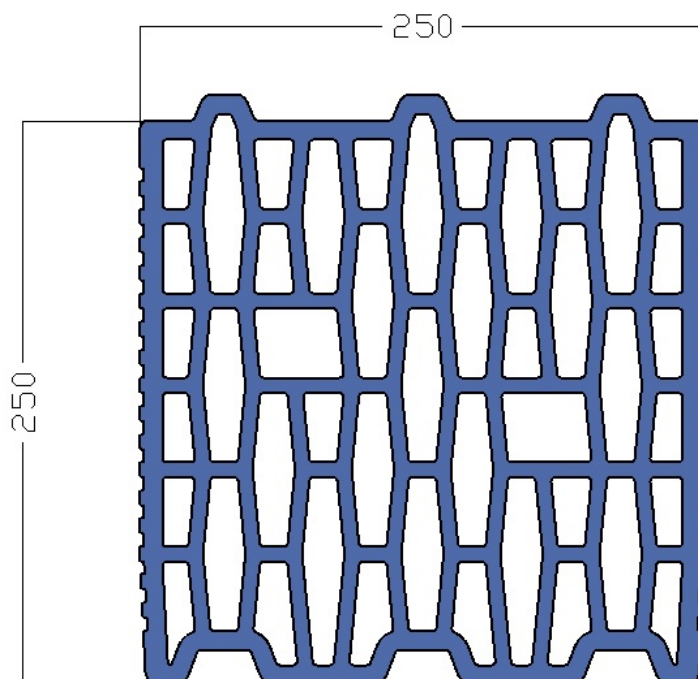
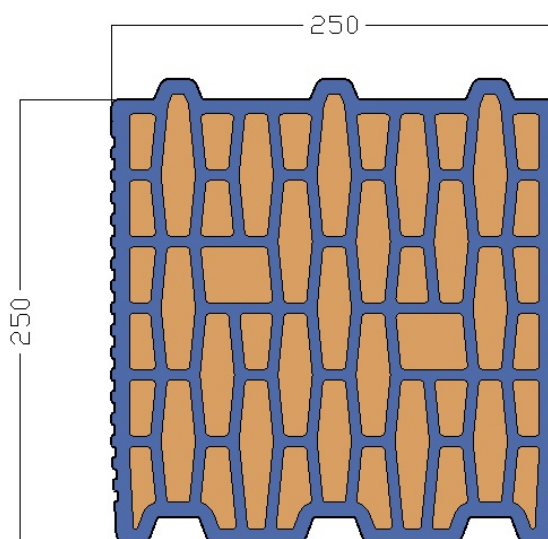


Table 1. Input data

Physical quantity	Nominal value	Ref.
Internal temperature T_i	20 °C = 293.15 K	Ref. 2-a and 2-c
External temperature T_e	0 °C = 273.15 K	Ref. 2-a and 2-c
Internal superficial resistance R_{si}	0.13 m ² K/W	Ref. 2-a and 2-c
External superficial resistance R_{se}	0.04 m ² K/W	Ref. 2-a and 2-c
Material thermal conductivity $\lambda_{10,dry,mat}$	0.401 W/mK	Provided by the Customer

All cavities are filled with NEOCOAT EPS 100 PLUS, whose conductivity is declared in the technical data sheet equal to 0.030 W/mK (Figure 2).

Figure 2. Cross section of the block



4. Results

Table 2 shows the results of the Finite Elements Analysis; Figures 3 and 4 graphically show the distribution of the isotherms and the vector state of the heat flow.

Table 2. FEM results

Heat flow [W/m]	Thermal coupling coefficient L^{2D} [W/mK]	Thermal transmittance U [W/m ² K]	Total thermal resistance R_T [m ² K/W]	True thermal resistance of the masonry unit R_t [m ² K/W]	Equivalent thermal conductivity $\lambda_{10,dry,unit}$ [W/mK]
1.6986	0.0849	0.3397	2.9437	2.7737	0.0901

Figure 3. Distribution of isotherms in the block [°C]

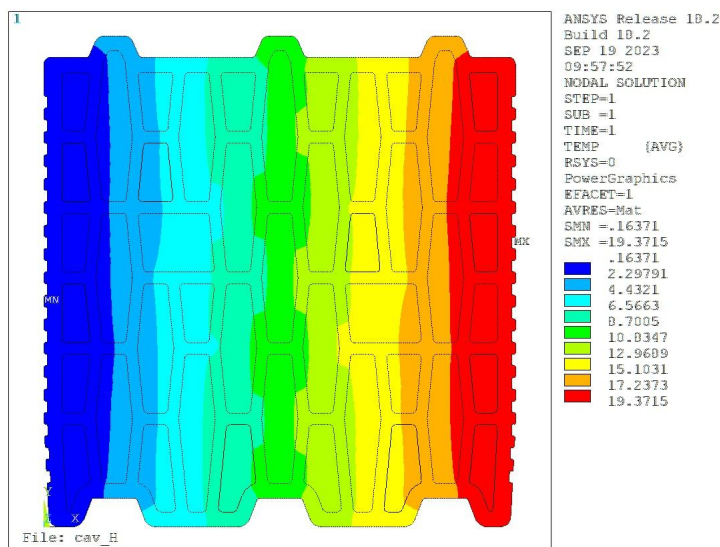
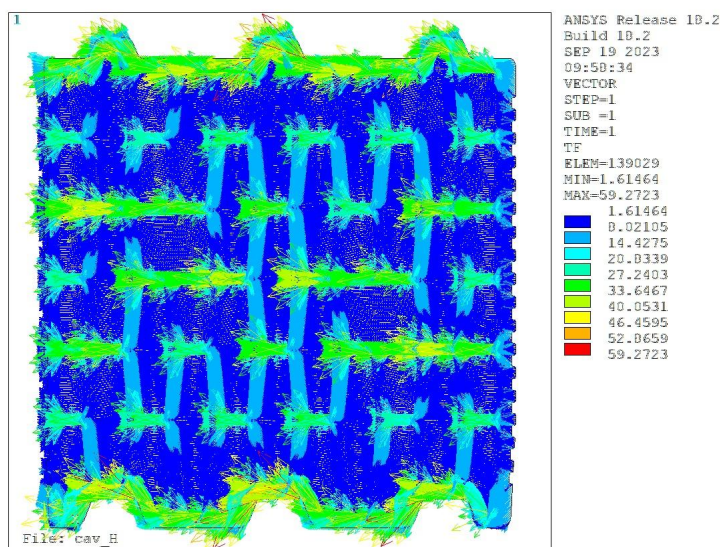


Figure 4. Average heat flow vectors [W/m²]



5. Determination of thermal values of the masonry

Because of the interlocking block geometry, only horizontal mortar joints were considered. For the evaluation of the thermal values of the masonry, three different configurations were studied. The input data for the definition of the configurations are indicated in table 3.

Table 3. Input data of the masonry

Masonry n. 1	Nominal value	Ref.
Horizontal mortar joints	Thickness = 3 mm $\lambda_{\text{mortar}} = 0.87 \text{ W/mK}$	Provided by the Customer
Internal plaster	Thickness = 25 mm $\lambda_{\text{mortar}} = 1.0 \text{ W/mK}$	Provided by the Customer
External plaster	Thickness = 25 mm $\lambda_{\text{mortar}} = 1.0 \text{ W/mK}$	Provided by the Customer

Masonry n. 2	Nominal value	Ref.
Horizontal mortar joints	Thickness = 3 mm $\lambda_{\text{mortar}} = 0.87 \text{ W/mK}$	Provided by the Customer
Internal plaster	Thickness = 25 mm $\lambda_{\text{mortar}} = 1.0 \text{ W/mK}$	Provided by the Customer
External plaster	Thickness = 25 mm $\lambda_{\text{mortar}} = 0.08 \text{ W/mK}$	Provided by the Customer

Masonry n. 3	Nominal value	Ref.
Horizontal mortar joints	Thickness = 3 mm $\lambda_{\text{mortar}} = 0.87 \text{ W/mK}$	Provided by the Customer
Internal plaster	Not present	Provided by the Customer
External plaster	Not present	Provided by the Customer

Tables 4, 5 and 6 show the thermal values of the masonry, in the three configurations described above.

Table 4. Results of the calculation for the masonry no. 1

Physical quantity	Result
Thermal resistance only of the layer R_t [m^2K/W]	2.6018
Equivalent thermal conductivity of the masonry λ_{equ} [W/mK]	0.1153
Thermal resistance of the masonry including superficial thermal resistances R_T (m^2K/W)	2.7718
Thermal transmittance U (W/m^2K)	0.3608

Table 5. Results of the calculation for the masonry no. 2

Physical quantity	Result
Thermal resistance only of the layer R_t [m^2K/W]	2.8893
Equivalent thermal conductivity of the masonry λ_{equ} [W/mK]	0.1038
Thermal resistance of the masonry including superficial thermal resistances R_T (m^2K/W)	3.0593
Thermal transmittance U (W/m^2K)	0.3269

Table 6. Results of the calculation for the masonry no. 3

Physical quantity	Result
Thermal resistance only of the layer R_t [m^2K/W]	2.5060
Equivalent thermal conductivity of the masonry λ_{equ} [W/mK]	0.0998
Thermal resistance of the masonry including superficial thermal resistances R_T [m^2K/W]	2.6760
Thermal transmittance U [W/m^2K]	0.3737

SUMMARY TABLE OF RESULTS

The tests previously described gave the following results:

Product	Equivalent thermal conductivity λ_{equ} [W/mK]	Thermal transmittance U [W/m ² K]
block K250PLUS	0.0901	0.3397
Masonry no. 1	0.1153	0.3608
Masonry no. 2	0.1038	0.3269
Masonry no. 3	0.0998	0.3737

6. List of distribution

ENEA	Archive	1 copy
Certimac	Archive	1 copy
Kebe S.A.	Archive	1 copy

In charged of technical test execution	In charged of technical report drafting	Technical director Approval
Eng. Mattia Morganti	Eng. Mattia Morganti	Ing. Luca Laghi
		

This document is the exclusive property of Certimac and may not be reproduced or disclosed in any form and by any means, either wholly or partially, without having previously obtained the written permission of Certimac.

----- End of the Test Report -----